

Autodromo do Estoril
CN Classicos
Race - 2

CLASSIFICATION

24/04/2016

Clas.	Nº	Entrant	Lic	Driver	Lic	Driver 2	Lic	CC	Vehicle	Clase	Cla.	Clase-2	Cla.	Laps	Total Time	Km/h.	Gap	Best	Time	Km/h.
1	103	JOÃO MACEDO SILVA	10394	João Macedo Silva	10394				PORSCHE 911 RSR	H75	1º			13	25'18.908	128.855		3	1'54.552	131.427
2	106	JOAQUIM JORGE	11454	Joaquim Jorge	11454				FORD ESCORT RS1600	H75	2º			13	25'18.994	128.847	0"086	3	1'54.607	131.364
3	121	RUI AZEVEDO	11604	Rui Azevedo	11604				FORD ESCORT RS1600	H75	3º			13	25'47.801	126.449	28"893	3	1'55.936	129.858
4	133	MONTEIROS COMPETIÇÕES	11176	Filipe Matias	11176				LOTUS ELAN +2	H71	1º	TAÇA 1600	1º	13	27'05.746	120.387	1'46"838	5	2'01.443	123.970
5	161	DOMINGOS SOUSA COUTINHO	11579	Domingos Sousa Coutinho	11579				BMW 2800 CS	H71	2º			13	27'21.919	119.201	2'03"011	2	2'04.256	121.163
6	252	JOSÉ FAFIÃES	11558	José Fafiães	11558			1300	DATSUN 1200	H75	4º			12	25'30.012	118.080	1 Lap.	10	2'04.531	120.896
7	132	JORGE CRUZ	11236	Jorge Cruz	11236				BMW E21-323i	H81	1º			12	25'30.716	118.025	1 Lap.	12	2'05.485	119.977
8	170	RÓMULO MINEIRO	7680	Rómulo Mineiro	7680				FORD ESCORT RS2000	GR5	1º			12	25'48.488	116.671	1 Lap.	4	2'06.021	119.466
9	269	PAULO ANTUNES	11209	Paulo Antunes	11209			1300	DATSUN 1200 COUPÉ	H75	5º			12	25'48.962	116.635	1 Lap.	4	2'06.474	119.038
10	151	PAULO SOUSA	11452	Paulo Sousa	11452				SAAB SONET III	GR5	2º			12	26'02.000	115.661	1 Lap.	4	2'06.572	118.946
11	111	FERNANDO XAVIER	10659	Fernando Xavier	10659				VW SCIROCCO	H81	2º	TAÇA 1600	2º	12	26'19.505	114.380	1 Lap.	4	2'08.736	116.947
12	242	PEDRO MIGUEL GASPAS	11266	Pedro Miguel Gaspar	11266			1300	DATSUN 1200 COUPÉ	H71	3º			12	26'20.991	114.272	1 Lap.	6	2'08.922	116.778
13	199	MÁRIO MARCÃO	11695	Mário Marcão	11695	Pedro Ferreira	8883		BMW M535i	H81	3º			12	26'56.541	111.759	1 Lap.	5	2'12.141	113.933
14	215	ARNALDO MARQUES	10964	Arnaldo Marques	10964			1300	DATSUN 1200	H71	4º			12	27'08.087	110.967	1 Lap.	11	2'10.491	115.374
15	130	LUÍS SOUSA RIBEIRO		Luís Sousa Ribeiro					FORD CORTINA LOTUS	H65	1º	TAÇA 1600	3º	12	27'12.251	110.683	1 Lap.	4	2'13.364	112.889
16	176	LUÍS CARLOS	11520	Luís Carlos	11520				FORD ESCORT RS MKII	GR5	3º			11	25'23.707	108.688	2 Lap.	10	2'14.427	111.996
17	155	JOSÉ LUÍS NUNES	9540	Jose Luis Nunes	9540	Luís Filipe Nunes	9541		FORD ESCORT MKII	GR5	4º			11	25'26.398	108.496	2 Lap.	9	2'13.261	112.976
18	188	MARCO LARANJEIRA	11369	Marco Laranjeira	11369				BMW 323i (E21)	GR1	1º			11	25'38.822	107.620	2 Lap.	9	2'16.816	110.040
19	171	JOÃO CRUZ	7745	João Cruz	7745				BMW E21-323i	GR1	2º			11	25'46.671	107.074	2 Lap.	9	2'16.325	110.437
20	233	RP MOTORSPORT	8554	Nuno Soares	9853	Luís Sousa Costa	11396	1300	DATSUN 1200	H71	5º			11	25'46.814	107.064	2 Lap.	9	2'16.684	110.147
21	193	PEDRO SERRADOR	7636	Pedro Serrador	7636				BMW 323i (E21)	GR1	3º			11	25'53.957	106.572	2 Lap.	4	2'13.459	112.808
22	220	FERNANDO CHARAIS	11514	Fernando Charais	11514			1300	DATSUN 120Y	H75	6º			11	26'31.329	104.069	2 Lap.	5	2'20.381	107.246
23	180	JOÃO LIMA	10038	João Lima	10038				ALFA ROMEO 1750 GTAm	H71	6º			11	26'52.968	102.673	2 Lap.	5	2'14.846	111.648
24	232	RUI CASTRO	7015	Rui Castro	7015			1300	DATSUN 1200	GR1	1º			11	27'17.139	101.157	2 Lap.	10	2'26.216	102.966
25	118	JOÃO VIEIRA	10426	João Vieira	10426				VW KARMANN GHIA	H65	2º	TAÇA 1600	4º	11	27'35.951	100.008	2 Lap.	4	2'16.473	110.317

NOT CLASSIFIED

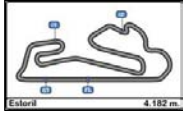
26	259	PEDRO BOTELHO	8270	Pedro Botelho	8270			1300	AUSTIN MINI COOPER S	H71	7º			9	23'46.067	95.015	4 Lap.	2	2'29.283	100.851
27	205	JOSÉ FILIPE NOGUEIRA	8449	José Filipe Nogueira	8449			1300	MORRIS MINI 1275 GT	H71	8º			6	14'19.137	105.142	7 Lap.	5	2'15.419	111.175
28	107	CARLOS FAVA	11205	Carlos Fava	11205				VW 1303	GR5	5º			6	15'53.405	94.746	7 Lap.	2	2'29.905	100.432
29	160	JORGE GUIMARÃES	9990	Jorge Guimarães	9990				VOLVO 121	H71	9º			5	11'39.952	107.545	8 Lap.	4	2'14.816	111.673
30	250	PAULO MIGUEL	7888	Paulo Miguel	7888	Carlos Barbosa	7819	1300	MG MIDGET	H71	10º			5	11'56.362	105.081	8 Lap.	4	2'15.086	111.450
31	262	VELOSO AMARAL	11475	Veloso Amaral	11475			1300	CLAN CRUSADER	H71	11º	TAÇA 1000	1º	1	02'43.029	92.347	12 Lap.	1	2'43.029	92.347
32	211	ABEL MARQUES	11507	Abel Marques	11507	Sérgio Monteiro	11509	1300	AUTOBIANCHI A 112 ABARTH	H75	7º	TAÇA 1000	2º	1	03'02.853	82.335	12 Lap.	1	3'02.853	82.335

Fastest lap João Macedo Silva 1'54.552 131.427 Km/h.

Published at:.....

Track Status **DRY**

Stewards:	Race Director:	Timekeeper: 
------------------	-----------------------	---



Autodromo do Estoril.

CN Classics

Race - 2

LAP ANALYSIS

24/04/2016

Number	103			106			107			111			118			121		
Lap	Lap Time	Partial	Speed	Lap Time	Partial	Speed	Lap Time	Partial	Speed	Lap Time	Partial	Speed	Lap Time	Partial	Speed	Lap Time	Partial	Speed
1 ^a - 1	0'31.679	0'31.679	191.151	0'32.225	0'32.225	189.142	0'47.880	0'47.880	139.535	0'41.121	0'41.121	157.665	0'40.762	0'40.762	154.286	0'32.847	0'32.847	187.176
1 ^a - 2	1'27.788	0'56.109		1'27.388	0'55.163		2'00.567	1'12.687		1'46.313	1'05.192		1'50.825	1'10.063		1'28.899	0'56.052	
1 ^a - 3	2'03.122	0'35.334		2'02.771	0'35.383		2'45.583	0'45.016		2'27.777	0'41.464		2'33.483	0'42.658		2'04.759	0'35.860	
2 ^a - 1	0'24.782	0'24.782	220.409	0'25.240	0'25.240	220.409	0'30.928	0'30.928	161.877	0'28.328	0'28.328	188.482	0'30.095	0'30.095	155.173	0'23.952	0'23.952	218.624
2 ^a - 2	1'20.298	0'55.516		1'20.956	0'55.716		1'43.732	1'12.804		1'31.083	1'02.755		1'36.958	1'06.863		1'20.047	0'56.095	
2 ^a - 3	1'56.076	0'35.778		1'56.617	0'35.661		2'29.905	0'46.173		2'10.803	0'39.720		2'20.341	0'43.383		1'56.116	0'36.069	
3 ^a - 1	0'23.616	0'23.616	228.330	0'24.220	0'24.220	223.141	0'32.787	0'32.787	148.149	0'27.176	0'27.176	192.171	0'30.871	0'30.871	164.886	0'23.833	0'23.833	219.960
3 ^a - 2	1'19.135	0'55.519		1'19.327	0'55.107		1'45.930	1'13.143		1'29.032	1'01.856		1'36.309	1'05.438		1'19.773	0'55.940	
3 ^a - 3	1'54.552	0'35.417		1'54.607	0'35.280		2'31.890	0'45.760		2'08.826	0'39.794		2'18.200	0'41.891		1'55.936	0'36.163	
4 ^a - 1	0'23.709	0'23.709	231.760	0'23.912	0'23.912	227.369	0'32.667	0'32.667	148.556	0'26.277	0'26.277	191.830	0'28.357	0'28.357	178.513	0'23.896	0'23.896	220.859
4 ^a - 2	1'19.056	0'55.347		1'19.140	0'55.228		1'46.015	1'13.348		1'28.417	1'02.140		1'34.034	1'05.677		1'20.343	0'56.447	
4 ^a - 3	1'54.789	0'35.733		1'54.682	0'35.542		2'32.353	0'46.338		2'08.736	0'40.319		2'16.473	0'42.439		1'56.694	0'36.351	
5 ^a - 1	0'23.964	0'23.964	228.330	0'24.170	0'24.170	225.470	0'32.281	0'32.281	151.261	0'26.575	0'26.575	189.142	0'28.834	0'28.834	168.487	0'25.178	0'25.178	219.960
5 ^a - 2	1'19.682	0'55.718		1'19.833	0'55.663		1'46.622	1'14.341		1'28.762	1'02.187		1'36.392	1'07.558		1'22.167	0'56.989	
5 ^a - 3	1'55.569	0'35.887		1'56.006	0'36.173		2'32.639	0'46.017		2'09.225	0'40.463		2'19.397	0'43.005		1'58.785	0'36.618	
6 ^a - 1	0'23.773	0'23.773	227.849	0'24.060	0'24.060	226.891	0'34.558	0'34.558	151.473	0'26.825	0'26.825	184.616	0'29.706	0'29.706	163.637	0'23.921	0'23.921	219.067
6 ^a - 2	1'20.203	0'56.430		1'19.808	0'55.748		1'48.885	1'14.327		1'29.174	1'02.349		1'36.990	1'07.284		1'20.904	0'56.983	
6 ^a - 3	1'55.822	0'35.619		1'55.705	0'35.897		3'01.235	1'12.350	PIT	2'09.459	0'40.285		2'19.537	0'42.547		1'58.310	0'37.406	
7 ^a - 1	0'23.445	0'23.445	232.259	0'23.570	0'23.570	226.416				0'27.813	0'27.813	189.142	0'32.165	0'32.165	167.702	0'24.883	0'24.883	214.286
7 ^a - 2	1'20.132	0'56.687		1'19.913	0'56.343					1'30.322	1'02.509		1'52.222	1'20.057		1'21.783	0'56.900	
7 ^a - 3	1'56.312	0'36.180		1'56.214	0'36.301					2'10.599	0'40.277		2'43.319	0'51.097		1'58.262	0'36.479	
8 ^a - 1	0'24.214	0'24.214	229.300	0'24.342	0'24.342	231.264				0'28.279	0'28.279	189.474	0'36.024	0'36.024	123.854	0'24.836	0'24.836	218.624
8 ^a - 2	1'20.527	0'56.313		1'20.406	0'56.064					1'31.258	1'02.979		1'54.559	1'18.535		1'22.089	0'57.253	
8 ^a - 3	1'57.051	0'36.524		1'56.984	0'36.578					2'11.702	0'40.444		2'41.613	0'47.054		1'59.099	0'37.010	
9 ^a - 1	0'24.044	0'24.044	228.330	0'24.276	0'24.276	226.891				0'26.815	0'26.815	189.142	0'32.731	0'32.731	133.334	0'24.548	0'24.548	212.181
9 ^a - 2	1'20.700	0'56.656		1'20.608	0'56.332					1'29.547	1'02.732		1'50.218	1'17.487		1'22.714	0'58.166	
9 ^a - 3	1'57.499	0'36.799		1'57.415	0'36.807					2'10.207	0'40.660		2'40.899	0'50.681		1'59.581	0'36.867	
10 ^a - 1	0'23.718	0'23.718	229.788	0'24.094	0'24.094	226.891				0'26.782	0'26.782	188.812	0'33.765	0'33.765	129.033	0'24.624	0'24.624	210.938
10 ^a - 2	1'20.695	0'56.977		1'20.031	0'55.937					1'30.237	1'03.455		1'51.699	1'17.924		1'21.814	0'57.190	
10 ^a - 3	1'56.782	0'36.087		1'56.323	0'36.292					2'11.164	0'40.927		2'41.533	0'49.844		1'58.951	0'37.137	
11 ^a - 1	0'24.106	0'24.106	232.759	0'24.591	0'24.591	224.067				0'26.786	0'26.786	185.887	0'34.041	0'34.041	123.007	0'24.680	0'24.680	204.159
11 ^a - 2	1'20.501	0'56.395		1'21.014	0'56.423					1'29.823	1'03.037		1'52.599	1'18.558		1'21.937	0'57.257	
11 ^a - 3	1'56.299	0'35.798		1'56.860	0'35.846					2'10.412	0'40.589		2'41.156	0'48.557		1'58.484	0'36.547	
12 ^a - 1	0'23.703	0'23.703	229.788	0'23.830	0'23.830	227.849				0'26.862	0'26.862	187.500				0'24.790	0'24.790	219.960
12 ^a - 2	1'20.609	0'56.906		1'20.539	0'56.709					1'29.671	1'02.809					1'22.305	0'57.515	
12 ^a - 3	1'57.211	0'36.602		1'57.175	0'36.636					2'10.595	0'40.924					1'58.944	0'36.639	
13 ^a - 1	0'23.849	0'23.849	229.788	0'23.872	0'23.872	229.300										0'24.250	0'24.250	219.067
13 ^a - 2	1'20.814	0'56.965		1'20.765	0'56.893											1'24.453	1'00.203	
13 ^a - 3	1'57.824	0'37.010		1'57.635	0'36.870											2'03.880	0'39.427	

Ideal Lap	
0'23.445	0'23.445
1'18.792	0'55.347
1'54.126	0'35.334

Ideal Lap	
0'23.570	0'23.570
1'18.677	0'55.107
1'53.957	0'35.280

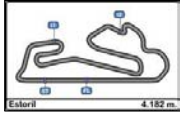
Ideal Lap	
0'30.928	0'30.928
1'43.615	1'12.687
2'28.631	0'45.016

Ideal Lap	
0'26.277	0'26.277
1'28.133	1'01.856
2'07.853	0'39.720

Ideal Lap	
0'28.357	0'28.357
1'33.795	1'05.438
2'15.686	0'41.891

Ideal Lap	
0'23.833	0'23.833
1'19.773	0'55.940
1'55.633	0'35.860

Ideal Best Lap	
0'23.445	0'23.445
1'18.552	0'55.107
1'53.832	0'35.280



Autodromo do Estoril

CN Classics

Race - 2

LAP ANALYSIS

24/04/2016

Number	130			132			133			151			155			160		
Lap	Lap Time	Partial	Speed	Lap Time	Partial	Speed	Lap Time	Partial	Speed	Lap Time	Partial	Speed	Lap Time	Partial	Speed	Lap Time	Partial	Speed
1 ^a - 1	0'38.701	0'38.701	159.528	0'35.358	0'35.358	167.963	0'39.125	0'39.125	160.476	0'41.038	0'41.038	164.384	0'43.303	0'43.303	150.838	0'45.786	0'45.786	152.975
1 ^a - 2	1'44.857	1'06.156		1'37.147	1'01.789		1'42.673	1'03.548		1'46.720	1'05.682		1'51.474	1'08.171		1'53.843	1'08.057	
1 ^a - 3	2'27.162	0'42.305		2'16.347	0'39.200		2'21.096	0'38.423		2'27.769	0'41.049		2'34.450	0'42.976		2'35.946	0'42.103	
2 ^a - 1	0'28.327	0'28.327	186.852	0'26.434	0'26.434	195.299	0'25.592	0'25.592	199.631	0'28.154	0'28.154	192.514	0'31.490	0'31.490	161.920	0'29.372	0'29.372	175.896
2 ^a - 2	1'33.825	1'05.498		1'27.850	1'01.416		1'25.819	1'00.227		1'30.409	1'02.255		1'38.064	1'06.574		1'35.758	1'06.386	
2 ^a - 3	2'16.275	0'42.450		2'07.630	0'39.780		2'03.970	0'38.151		2'10.095	0'39.686		2'22.636	0'44.572		2'17.983	0'42.225	
3 ^a - 1	0'27.447	0'27.447	192.858	0'26.486	0'26.486	196.364	0'25.855	0'25.855	202.248	0'26.569	0'26.569	197.081	0'29.806	0'29.806	179.701	0'29.303	0'29.303	177.050
3 ^a - 2	1'31.967	1'04.520		1'28.249	1'01.763		1'27.364	1'01.509		1'28.007	1'01.438		1'38.575	1'08.769		1'34.604	1'05.301	
3 ^a - 3	2'13.500	0'41.533		2'07.313	0'39.064		2'05.261	0'37.897		2'07.543	0'39.536		2'20.920	0'42.345		2'16.113	0'41.509	
4 ^a - 1	0'27.306	0'27.306	194.595	0'26.156	0'26.156	193.896	0'25.266	0'25.266	198.896	0'26.027	0'26.027	196.008	0'29.366	0'29.366	177.340	0'28.807	0'28.807	184.932
4 ^a - 2	1'31.437	1'04.131		1'27.027	1'00.871		1'24.291	0'59.025		1'27.280	1'01.253		1'35.097	1'05.731		1'33.244	1'04.437	
4 ^a - 3	2'13.364	0'41.927		2'06.809	0'39.782		2'01.752	0'37.461		2'06.572	0'39.292		2'18.262	0'43.165		2'14.816	0'41.572	
5 ^a - 1	0'27.476	0'27.476	194.946	0'26.062	0'26.062	198.166	0'25.282	0'25.282	199.631	0'26.472	0'26.472	198.530	0'29.094	0'29.094	182.742	0'28.295	0'28.295	181.209
5 ^a - 2	1'32.376	1'04.900		1'27.664	1'01.602		1'24.237	0'58.955		1'27.757	1'01.285		1'36.500	1'07.406		1'32.635	1'04.340	
5 ^a - 3	2'13.970	0'41.594		2'06.299	0'38.635		2'01.443	0'37.206		2'07.113	0'39.356		2'19.329	0'42.829		2'15.094	0'42.459	
6 ^a - 1	0'27.458	0'27.458	190.477	0'25.879	0'25.879	196.008	0'25.420	0'25.420	199.631	0'26.299	0'26.299	195.653	0'29.784	0'29.784	170.887			167.442
6 ^a - 2	1'32.825	1'05.367		1'26.678	1'00.799		1'25.072	0'58.652		1'27.611	1'01.312		1'36.017	1'06.233				
6 ^a - 3	2'14.595	0'41.770		2'05.554	0'38.876		2'03.664	0'38.592		2'06.894	0'39.283		2'18.329	0'42.312				
7 ^a - 1	0'27.820	0'27.820	191.151	0'26.917	0'26.917	198.166	0'25.686	0'25.686	199.631	0'27.700	0'27.700	187.827	0'29.326	0'29.326	187.827			
7 ^a - 2	1'32.814	1'04.994		1'27.837	1'00.920		1'24.632	0'58.946		1'29.678	1'01.978		1'33.875	1'04.549				
7 ^a - 3	2'14.879	0'42.065		2'06.520	0'38.683		2'01.946	0'37.314		2'09.534	0'39.856		2'15.994	0'42.119				
8 ^a - 1	0'28.265	0'28.265	177.340	0'26.155	0'26.155	198.166	0'26.512	0'26.512	199.631	0'27.648	0'27.648	194.946	0'29.935	0'29.935	185.568			
8 ^a - 2	1'33.703	1'05.438		1'27.999	1'01.844		1'26.776	1'00.264		1'29.822	1'02.174		1'33.567	1'05.632				
8 ^a - 3	2'16.118	0'42.415		2'06.759	0'38.760		2'04.382	0'37.606		2'09.904	0'40.082		2'15.496	0'41.929				
9 ^a - 1	0'28.312	0'28.312	186.529	0'26.096	0'26.096	190.813	0'25.799	0'25.799	188.154	0'26.956	0'26.956	193.549	0'27.640	0'27.640	187.827			
9 ^a - 2	1'33.807	1'05.495		1'30.034	1'03.938		1'25.710	0'59.911		1'28.825	1'01.869		1'31.393	1'03.753				
9 ^a - 3	2'16.114	0'42.307		2'09.194	0'39.160		2'03.736	0'38.026		2'08.387	0'39.562		2'13.261	0'41.868				
10 ^a - 1	0'27.806	0'27.806	192.858	0'25.688	0'25.688	198.896	0'25.972	0'25.972	190.477	0'26.900	0'26.900	188.812	0'28.607	0'28.607	188.482			
10 ^a - 2	1'32.432	1'04.626		1'27.160	1'01.472		1'26.817	1'00.845		1'29.375	1'02.475		1'32.763	1'04.156				
10 ^a - 3	2'14.239	0'41.807		2'05.604	0'38.444		2'04.838	0'38.021		2'09.141	0'39.766		2'13.824	0'41.061				
11 ^a - 1	0'27.568	0'27.568	190.141	0'26.244	0'26.244	197.803	0'25.923	0'25.923	187.500	0'26.939	0'26.939	193.549	0'29.128	0'29.128	192.858			
11 ^a - 2	1'33.678	1'06.110		1'27.888	1'01.644		1'26.211	1'00.288		1'29.141	1'02.202		1'33.090	1'03.962				
11 ^a - 3	2'15.974	0'42.296		2'07.202	0'39.314		2'04.220	0'38.009		2'09.041	0'39.900		2'13.897	0'40.807				
12 ^a - 1	0'28.182	0'28.182	190.141	0'25.640	0'25.640	200.001	0'25.681	0'25.681	190.141	0'27.040	0'27.040	188.482						
12 ^a - 2	1'34.124	1'05.942		1'26.913	1'01.273		1'25.479	0'59.798		1'30.318	1'03.278							
12 ^a - 3	2'16.061	0'41.937		2'05.485	0'38.572		2'03.146	0'37.667		2'10.007	0'39.689							
13 ^a - 1							0'26.904	0'26.904	193.203									
13 ^a - 2							1'26.799	0'59.895										
13 ^a - 3							2'06.292	0'39.493										

Ideal Lap
0'27.306
1'31.437
2'12.970

Ideal Lap
0'25.640
1'26.439
2'04.883

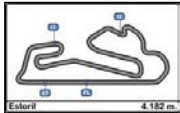
Ideal Lap
0'25.266
1'24.212
2'01.418

Ideal Lap
0'26.027
1'27.280
2'06.563

Ideal Lap
0'27.640
1'31.393
2'12.200

Ideal Lap
0'28.295
1'32.635
2'14.144

Ideal Best Lap
0'23.445
1'18.552
1'53.832



Autodromo do Estoril

CN Classics

Race - 2

LAP ANALYSIS

24/04/2016

Number	193			199			205			211			215			220		
Lap	Lap Time	Partial	Speed	Lap Time	Partial	Speed	Lap Time	Partial	Speed	Lap Time	Partial	Speed	Lap Time	Partial	Speed	Lap Time	Partial	Speed
1 ^a - 1	0'38.867	0'38.867	163.885	0'38.119	0'38.119	166.925	0'40.312	0'40.312	163.885	0'49.192	0'49.192	120.268	0'39.813	0'39.813	160.715	0'45.409	0'45.409	141.362
1 ^a - 2	1'45.701	1'06.834		1'42.548	1'04.429		2'14.783	1'34.471		2'03.428	1'14.236		1'45.218	1'05.405		1'59.227	1'13.818	
1 ^a - 3	2'27.484	0'41.783		2'24.194	0'41.646		2'57.742	0'42.959		3'02.853	0'59.425	PIT	2'25.938	0'40.720		2'43.808	0'44.581	
2 ^a - 1	0'28.998	0'28.998	187.501	0'27.678	0'27.678	196.722	0'29.016	0'29.016	171.975				0'27.054	0'27.054	182.742	0'30.409	0'30.409	166.667
2 ^a - 2	1'33.781	1'04.783		1'31.804	1'04.126		1'35.833	1'06.817					1'30.605	1'03.551		1'41.039	1'10.630	
2 ^a - 3	2'16.041	0'42.260		2'13.588	0'41.784		2'18.127	0'42.294					2'11.154	0'40.549		2'24.924	0'43.885	
3 ^a - 1	0'27.943	0'27.943	184.301	0'28.020	0'28.020	183.051	0'28.701	0'28.701	176.760				0'27.817	0'27.817	181.819	0'29.345	0'29.345	166.925
3 ^a - 2	1'32.486	1'04.543		1'31.793	1'03.773		1'33.674	1'04.973					1'31.313	1'03.496		1'37.742	1'08.397	
3 ^a - 3	2'13.889	0'41.403		2'13.037	0'41.244		2'15.472	0'41.798					2'10.901	0'39.588		2'20.946	0'43.204	
4 ^a - 1	0'27.520	0'27.520	185.249	0'27.588	0'27.588	198.530	0'27.939	0'27.939	178.218				0'28.402	0'28.402	181.513	0'28.863	0'28.863	166.667
4 ^a - 2	1'31.423	1'03.903		1'31.600	1'04.012		1'33.188	1'05.249					1'32.002	1'03.600		1'37.877	1'09.014	
4 ^a - 3	2'13.459	0'42.036		2'12.379	0'40.779		2'15.971	0'42.783					2'11.742	0'39.740		2'22.403	0'44.526	
5 ^a - 1	0'27.908	0'27.908	182.433	0'26.985	0'26.985	198.166	0'27.917	0'27.917	177.925				0'27.767	0'27.767	176.183	0'29.115	0'29.115	166.154
5 ^a - 2	1'32.148	1'04.240		1'31.348	1'04.363		1'34.141	1'06.224					1'31.782	1'04.015		1'37.234	1'08.119	
5 ^a - 3	2'14.025	0'41.877		2'12.141	0'40.793		2'15.419	0'41.278					2'11.332	0'39.550		2'20.381	0'43.147	
6 ^a - 1	0'28.289	0'28.289	183.987	0'27.774	0'27.774	198.530	0'29.650	0'29.650	174.475				0'27.598	0'27.598	180.905	0'30.541	0'30.541	166.667
6 ^a - 2	1'36.014	1'07.725		1'31.704	1'03.930		1'34.912	1'05.262					1'31.116	1'03.518		1'39.013	1'08.472	
6 ^a - 3	2'23.335	0'47.321	PIT	2'12.441	0'40.737		2'16.406	0'41.494					2'10.991	0'39.875		2'22.236	0'43.223	
7 ^a - 1	1'13.434	1'13.434		0'28.088	0'28.088	197.803	0'28.416	0'28.416	178.513				0'28.343	0'28.343	178.513	0'31.165	0'31.165	159.528
7 ^a - 2	2'20.606	1'07.172		1'32.903	1'04.815								1'32.682	1'04.339		1'40.655	1'09.490	
7 ^a - 3	3'02.491	0'41.885		2'13.609	0'40.706								2'12.362	0'39.680		2'23.724	0'43.069	
8 ^a - 1	0'28.028	0'28.028	176.183	0'27.930	0'27.930	196.722							0'29.212	0'29.212	185.568	0'29.440	0'29.440	163.389
8 ^a - 2	1'33.823	1'05.795		1'33.272	1'05.342								1'33.502	1'04.290		1'40.165	1'10.725	
8 ^a - 3	2'15.641	0'41.818		2'14.634	0'41.362								2'13.595	0'40.093		2'23.509	0'43.344	
9 ^a - 1	0'28.664	0'28.664	174.475	0'29.007	0'29.007	193.896							0'28.908	0'28.908	158.126	0'29.121	0'29.121	170.348
9 ^a - 2	1'34.546	1'05.882		1'33.717	1'04.710								1'33.520	1'04.612		1'38.778	1'09.657	
9 ^a - 3	2'17.127	0'42.581		2'15.531	0'41.814								2'21.349	0'47.829	PIT	2'22.245	0'43.467	
10 ^a - 1	0'27.961	0'27.961	177.340	0'28.885	0'28.885	193.896							0'37.867	0'37.867		0'29.559	0'29.559	157.665
10 ^a - 2	1'33.805	1'05.844		1'34.619	1'05.734								1'42.210	1'04.343		1'38.632	1'09.073	
10 ^a - 3	2'15.718	0'41.913		2'16.097	0'41.478								2'21.689	0'39.479		2'23.418	0'44.786	
11 ^a - 1	0'27.931	0'27.931	181.819	0'27.895	0'27.895	195.653							0'28.060	0'28.060	182.125	0'30.444	0'30.444	138.640
11 ^a - 2	1'33.770	1'05.839		1'32.449	1'04.554								1'30.951	1'02.891		1'39.611	1'09.167	
11 ^a - 3	2'14.747	0'40.977		2'13.500	0'41.051								2'10.491	0'39.540		2'23.735	0'44.124	
12 ^a - 1				0'27.505	0'27.505	196.722							0'27.894	0'27.894	185.568			
12 ^a - 2				1'33.605	1'06.100								1'45.632	1'17.738				
12 ^a - 3				2'15.390	0'41.785								2'26.543	0'40.911				
13 ^a - 1																		
13 ^a - 2																		
13 ^a - 3																		

Ideal Lap	
0'27.520	0'27.520
1'31.423	1'03.903
2'12.400	0'40.977

Ideal Lap	
0'26.985	0'26.985
1'30.758	1'03.773
2'11.464	0'40.706

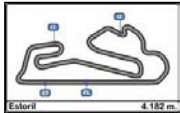
Ideal Lap	
0'27.917	0'27.917
1'32.890	1'04.973
2'14.168	0'41.278

Ideal Lap	
0'49.192	0'49.192
2'03.428	1'14.236
3'02.853	0'59.425

Ideal Lap	
0'27.054	0'27.054
1'29.945	1'02.891
2'09.424	0'39.479

Ideal Lap	
0'28.863	0'28.863
1'36.982	1'08.119
2'20.051	0'43.069

Ideal Best Lap	
0'23.445	0'23.445
1'18.552	0'55.107
1'53.832	0'35.280



Autodromo do Estoril

CN Classics

Race - 2

LAP ANALYSIS

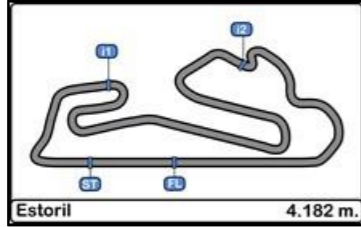
24/04/2016

Number	262			269		
Lap	Lap Time	Partial	Speed	Lap Time	Partial	Speed
1ª - 1	0'45.956	0'45.956	147.139	0'35.863	0'35.863	166.154
1ª - 2	1'58.916	1'12.960		1'38.489	1'02.626	
1ª - 3	2'43.029	0'44.113		2'17.705	0'39.216	
2ª - 1			156.977	0'26.376	0'26.376	187.176
2ª - 2				1'28.623	1'02.247	
2ª - 3				2'07.548	0'38.925	
3ª - 1				0'26.467	0'26.467	192.171
3ª - 2				1'28.902	1'02.435	
3ª - 3				2'07.801	0'38.899	
4ª - 1				0'25.959	0'25.959	191.490
4ª - 2				1'27.808	1'01.849	
4ª - 3				2'06.474	0'38.666	
5ª - 1				0'26.019	0'26.019	191.490
5ª - 2				1'27.983	1'01.964	
5ª - 3				2'07.164	0'39.181	
6ª - 1				0'26.122	0'26.122	189.807
6ª - 2				1'28.361	1'02.239	
6ª - 3				2'07.846	0'39.485	
7ª - 1				0'27.245	0'27.245	190.813
7ª - 2				1'29.621	1'02.376	
7ª - 3				2'09.445	0'39.824	
8ª - 1				0'27.338	0'27.338	191.151
8ª - 2				1'29.988	1'02.650	
8ª - 3				2'09.243	0'39.255	
9ª - 1				0'26.151	0'26.151	191.490
9ª - 2				1'28.603	1'02.452	
9ª - 3				2'07.943	0'39.340	
10ª - 1				0'26.251	0'26.251	192.514
10ª - 2				1'29.264	1'03.013	
10ª - 3				2'08.752	0'39.488	
11ª - 1				0'26.722	0'26.722	192.171
11ª - 2				1'29.143	1'02.421	
11ª - 3				2'08.978	0'39.835	
12ª - 1				0'26.234	0'26.234	192.514
12ª - 2				1'29.616	1'03.382	
12ª - 3				2'10.063	0'40.447	
13ª - 1						
13ª - 2						
13ª - 3						

Ideal Lap	
0'45.956	0'45.956
1'58.916	1'12.960
2'43.029	0'44.113

Ideal Lap	
0'25.959	0'25.959
1'27.808	1'01.849
2'06.474	0'38.666

Ideal Best Lap	
0'23.445	0'23.445
1'18.552	0'55.107
1'53.832	0'35.280



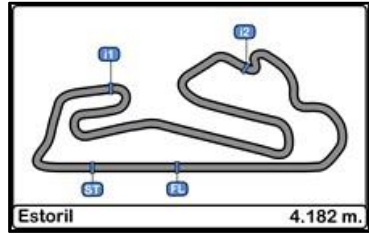
Autodromo do Estoril
CN Classicos
Race - 2



Best Sectors Results

24/04/2016

Sector - 1			Sector - 2			Sector - 3			Ideal Lap vs Best Lap						
Ord.	Nº	Driver	Time	Nº	Driver	Time	Nº	Driver	Time	Ord.	Nº	Driver	Ideal Lap	Best Lap	Ord.
1	103	João Macedo Silva	23.445	106	Joaquim Jorge	55.107	106	Joaquim Jorge	35.280	1	106	Joaquim Jorge	1'53.957	1'54.607	2
2	106	Joaquim Jorge	23.570	103	João Macedo Silva	55.347	103	João Macedo Silva	35.334	2	103	João Macedo Silva	1'54.126	1'54.552	1
3	121	Rui Azevedo	23.833	121	Rui Azevedo	55.940	121	Rui Azevedo	35.860	3	121	Rui Azevedo	1'55.633	1'55.936	3
4	133	Filipe Matias	25.266	133	Filipe Matias	58.946	133	Filipe Matias	37.206	4	133	Filipe Matias	2'01.418	2'01.443	4
5	161	Domingos Sousa Coutinho	25.560	161	Domingos Sousa Coutinho	59.996	161	Domingos Sousa Coutinho	38.290	5	161	Domingos Sousa Coutinho	2'03.846	2'04.256	5
6	132	Jorge Cruz	25.640	252	José Fafiães	1'00.229	132	Jorge Cruz	38.444	6	252	José Fafiães	2'04.531	2'04.531	6
7	252	José Fafiães	25.829	132	Jorge Cruz	1'00.799	252	José Fafiães	38.473	7	132	Jorge Cruz	2'04.883	2'05.485	7
8	269	Paulo Antunes	25.959	170	Rómulo Mineiro	1'01.157	170	Rómulo Mineiro	38.542	8	170	Rómulo Mineiro	2'05.986	2'06.021	8
9	151	Paulo Sousa	26.027	151	Paulo Sousa	1'01.253	269	Paulo Antunes	38.666	9	269	Paulo Antunes	2'06.474	2'06.474	9
10	111	Fernando Xavier	26.277	242	Pedro Miguel Gaspar	1'01.501	151	Paulo Sousa	39.283	10	151	Paulo Sousa	2'06.563	2'06.572	10
11	170	Rómulo Mineiro	26.287	269	Paulo Antunes	1'01.849	215	Arnaldo Marques	39.479	11	111	Fernando Xavier	2'07.853	2'08.736	11
12	176	Luís Carlos	26.700	111	Fernando Xavier	1'01.856	242	Pedro Miguel Gaspar	39.669	12	242	Pedro Miguel Gaspar	2'08.090	2'08.922	12
13	242	Pedro Miguel Gaspar	26.920	215	Arnaldo Marques	1'02.891	111	Fernando Xavier	39.720	13	215	Arnaldo Marques	2'09.424	2'10.491	13
14	199	Mário Marcão	26.985	155	Jose Luis Nunes	1'03.753	176	Luís Carlos	40.090	14	199	Mário Marcão	2'11.464	2'12.141	14
15	215	Arnaldo Marques	27.054	199	Mário Marcão	1'03.773	180	João Lima	40.441	15	155	Jose Luis Nunes	2'12.200	2'13.261	15
16	130	Luís Sousa Ribeiro	27.306	193	Pedro Serrador	1'03.903	199	Mário Marcão	40.706	16	176	Luís Carlos	2'12.332	2'14.427	18
17	193	Pedro Serrador	27.520	130	Luís Sousa Ribeiro	1'04.131	155	Jose Luis Nunes	40.807	17	193	Pedro Serrador	2'12.400	2'13.459	17
18	155	Jose Luis Nunes	27.640	160	Jorge Guimarães	1'04.340	193	Pedro Serrador	40.977	18	130	Luís Sousa Ribeiro	2'12.970	2'13.364	16
19	205	José Filipe Nogueira	27.917	205	José Filipe Nogueira	1'04.973	250	Paulo Miguel	41.232	19	180	João Lima	2'14.029	2'14.846	20
20	233	Nuno Soares	28.053	180	João Lima	1'05.213	205	José Filipe Nogueira	41.278	20	160	Jorge Guimarães	2'14.144	2'14.816	19
21	171	João Cruz	28.142	250	Paulo Miguel	1'05.287	233	Nuno Soares	41.466	21	205	José Filipe Nogueira	2'14.168	2'15.419	22
22	188	Marco Laranjeira	28.288	118	João Vieira	1'05.438	160	Jorge Guimarães	41.509	22	250	Paulo Miguel	2'15.086	2'15.086	21
23	160	Jorge Guimarães	28.295	176	Luís Carlos	1'05.542	130	Luís Sousa Ribeiro	41.533	23	118	João Vieira	2'15.686	2'16.473	24
24	118	João Vieira	28.357	171	João Cruz	1'05.988	118	João Vieira	41.891	24	171	João Cruz	2'16.140	2'16.325	23
25	180	João Lima	28.375	188	Marco Laranjeira	1'06.066	171	João Cruz	42.010	25	233	Nuno Soares	2'16.253	2'16.684	25
26	250	Paulo Miguel	28.567	233	Nuno Soares	1'06.734	188	Marco Laranjeira	42.019	26	188	Marco Laranjeira	2'16.373	2'16.816	26
27	220	Fernando Charais	28.863	220	Fernando Charais	1'08.119	220	Fernando Charais	43.069	27	220	Fernando Charais	2'20.051	2'20.381	27
28	232	Rui Castro	30.799	232	Rui Castro	1'11.035	232	Rui Castro	44.099	28	232	Rui Castro	2'25.933	2'26.216	28
29	107	Carlos Fava	30.928	107	Carlos Fava	1'12.687	262	Veloso Amaral	44.113	29	107	Carlos Fava	2'28.631	2'29.905	30
30	259	Pedro Botelho	31.272	259	Pedro Botelho	1'12.711	107	Carlos Fava	45.016	30	259	Pedro Botelho	2'29.265	2'29.283	29
31	262	Veloso Amaral	45.956	262	Veloso Amaral	1'12.960	259	Pedro Botelho	45.282	31	262	Veloso Amaral	2'43.029	2'43.029	31
32	211	Abel Marques	49.192	211	Abel Marques	1'14.236	211	Abel Marques	59.425	32	211	Abel Marques	3'02.853	3'02.853	32



Autodromo do Estoril

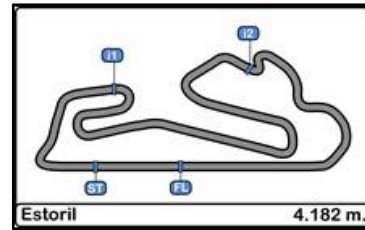
CN Classicos

Race - 2

FASTEST LAP SEQUENCE

24/04/2016

<u>Time of Day</u>	<u>Session Time</u>	<u>Nº</u>	<u>Entrant</u>	<u>Lic</u>	<u>Driver</u>	<u>Lic</u>	<u>Driver 2</u>	<u>Lic</u>	<u>CC</u>	<u>Vehicle</u>	<u>Clase-2</u>	<u>Clase</u>	<u>Time</u>	<u>Km/h</u>	<u>Lap</u>
18:34'58.363	2'02.771	106	JOAQUIM JORGE	11454	Joaquim Jorge	11454				FORD ESCORT RS1600	H75		2'02.771	122.628	1
18:36'55.121	3'59.198	103	JOÃO MACEDO SILVA	10394	João Macedo Silva	10394				PORSCHE 911 RSR	H75		1'56.076	129.701	2
18:38'49.702	5'53.750	103	JOÃO MACEDO SILVA	10394	João Macedo Silva	10394				PORSCHE 911 RSR	H75		1'54.552	131.427	3



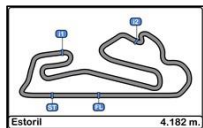
Autodromo do Estoril
CN Classicos
Race - 2



EVENT MAXIMUM SPEED

24/04/2016

Ord.	Nº	Entrant	Lic	Driver	Lic	Driver_2	Lic	CC	Vehicle	Clase-2	Clase	Cla.	Km/h	Lap	Session
1	103	JOÃO MACEDO SILVA	10394	João Macedo Silva	10394				PORSCHE 911 RSR	H75			232.759	11	Race - 2
2	106	JOAQUIM JORGE	11454	Joaquim Jorge	11454				FORD ESCORT RS1600	H75			231.760	5	Race - 1
3	121	RUI AZEVEDO	11604	Rui Azevedo	11604				FORD ESCORT RS1600	H75			224.067	7	Race - 1
4	308	MONTEIROS COMPETIÇÕES	10400	Herculano Antas	10988				BMW M3	LCC99			222.681	3	Free Practice
5	175	RUI COSTA	10176	Rui Costa	10176				FORD ESCORT RS1600	H75			219.067	7	Race - 1
6	314	LUÍS BARROS	11732	Luís Barros	11732				MERCEDES	ESPECIAL			207.294	3	Free Practice
7	161	DOMINGOS SOUSA COUTINHO	11579	Domingos Sousa Coutinho	11579				BMW 2800 CS	H71			206.107	18	Free Practice
8	133	MONTEIROS COMPETIÇÕES	11176	Filipe Matias	11176				LOTUS ELAN +2	H71	TAÇA 1600	1º	202.248	3	Race - 2
9	199	MÁRIO MARCÃO	11695	Mário Marcão	11695	Pedro Ferreira	8883		BMW M535i	H81			201.870	5	Qualifying
10	306	JOÃO SOUSA	8457	João Sousa	8457				PEUGEOT 306	LCC99			201.493	9	Free Practice
11	132	JORGE CRUZ	11236	Jorge Cruz	11236				BMW E21-323i	H81			200.001	12	Race - 2
12	320	JOSÉ MEIRELES	7997	José Meireles	7997				TOYOTA CARINA E 2.0 GT-i	LCC99			199.262	11	Free Practice
13	151	PAULO SOUSA	11452	Paulo Sousa	11452				SAAB SONET III	GR5			198.896	5	Race - 1
14	170	RÓMULO MINEIRO	7680	Rómulo Mineiro	7680				FORD ESCORT RS2000	GR5			198.896	10	Race - 2
15	130	LUÍS SOUSA RIBEIRO		Luís Sousa Ribeiro					FORD CORTINA LOTUS	H65	TAÇA 1600	2º	197.081	9	Race - 1
16	369	RICARDO DINIZ	11443	Ricardo Diniz	11443				HONDA EM1 EJ6	ESPECIAL			196.008	4	Free Practice
17	252	JOSÉ FAFIÃES	11558	José Fafiães	11558		1300		DATSUN 1200	H75			195.299	10	Race - 2
18	355	RUI GONÇALO	8805	Rui Gonçalo	8805	Joaquim Soares	11565		BMW M3-E36	LCC99			195.299	13	Free Practice
19	111	FERNANDO XAVIER	10659	Fernando Xavier	10659				VW SCIROCCO	H81	TAÇA 1600	3º	194.595	4	Race - 1
20	323	TITO GOMES	11435	Tito Gomes	11435				BMW 320 IS	ESPECIAL			194.595	16	Free Practice
21	318	ANTÓNIO CAMILO	10770	António Camilo	10770				CITROEN SAXO CUP	LCC99			193.549	9	Free Practice
22	155	JOSÉ LUÍS NUNES	9540	Jose Luis Nunes	9540	Luís Filipe Nunes	9541		FORD ESCORT MKII	GR5			192.858	11	Race - 2
23	242	PEDRO MIGUEL GASPAS	11266	Pedro Miguel Gaspar	11266		1300		DATSUN 1200 COUPÉ	H71			192.514	2	Race - 1
24	269	PAULO ANTUNES	11209	Paulo Antunes	11209		1300		DATSUN 1200 COUPÉ	H75			192.514	12	Race - 2
25	330	RICARDO SANTOS	10802	Ricardo Santos	10802				BMW E36 325i	LCC99			191.830	7	Free Practice
26	176	LUÍS CARLOS	11520	Luís Carlos	11520				FORD ESCORT RS MKII	GR5			191.151	3	Race - 2
27	317	JOÃO LUÍS	11725	João Luís	11725				RENAULT SPYDER TROPHY	ESPECIAL			189.807	3	Free Practice
28	193	PEDRO SERRADOR	7636	Pedro Serrador	7636				BMW 323i (E21)	GR1			189.474	2	Race - 1
29	357	EDGAR FLORINDO	11491	Edgar Florindo	11491				TOYOTA CARINA E	LCC99			187.500	8	Free Practice
30	118	JOÃO VIEIRA	10426	João Vieira	10426				VW KARMANN GHIA	H65	TAÇA 1600	4º	187.176	3	Race - 1
31	188	MARCO LARANJEIRA	11369	Marco Laranjeira	11369				BMW 323i (E21)	GR1			187.176	6	Race - 1
32	215	ARNALDO MARQUES	10964	Arnaldo Marques	10964		1300		DATSUN 1200	H71			186.207	4	Race - 1
33	384	MONTEIROS COMPETIÇÕES	10400	Nuno Silva	11545				BMW 325ix	LCC90			185.887	14	Free Practice
34	160	JORGE GUIMARÃES	9990	Jorge Guimaraes	9990				VOLVO 121	H71			184.932	4	Race - 2
35	180	JOÃO LIMA	10038	João Lima	10038				ALFA ROMEO 1750 GTAm	H71			184.616	4	Race - 2
36	324	MONTEIROS COMPETIÇÕES	10400	Nuno Figueiredo	11553				VOLVO 850-T5 ESTATE	LCC99			184.616	12	Free Practice
37	377	VENTILAÇÕES MOURA LASER	11793	Helder Moura	11794				ALFA ROMEO 156	FEUP 3			183.051	3	Free Practice
38	171	JOÃO CRUZ	7745	João Cruz	7745				BMW E21-323i	GR1			182.125	10	Race - 2
39	205	JOSÉ FILIPE NOGUEIRA	8449	José Filipe Nogueira	8449		1300		MORRIS MINI 1275 GT	H71			181.513	2	Race - 1
40	331	MÁRIO MOREIRA	11519	Mário Moreira	11519				ALFA ROMEO 156	FEUP 3			181.209	5	Free Practice
41	250	PAULO MIGUEL	7888	Paulo Miguel	7888	Carlos Barbosa	7819	1300	MG MIDGET	H71			180.905	5	Race - 1
42	388	LUÍS DELGADO	11351	Raul Delgado	11352	Luís Delgado	11351		ALFA ROMEO 156	FEUP 3			180.905	9	Free Practice
43	328	JOÃO TÃO	11743	João Tão	11743				CITROEN SAXO	LCC99			179.402	5	Free Practice
44	333	ANTÓNIO FERREIRA	11684	António Ferreira	11684	Tiago Mesquita	11683		ALFA ROMEO 156	FEUP 3			178.218	2	Free Practice
45	335	PORTO CLÁSSICO MOTORS TEAM	11565	Joaquim Soares	11565	Rui Gonçalo	8805		ALFA ROMEO 156	FEUP 3			178.218	3	Free Practice
46	399	SÉRGIO PINTO	10975	Sérgio Pinto	10975				HONDA CIVIC	LCC99			178.218	11	Free Practice
47	233	RP MOTORSPORT	8554	Nuno Soares	9853	Luís Sousa Costa	11396	1300	DATSUN 1200	H71			170.887	4	Race - 1
48	220	FERNANDO CHARAIS	11514	Fernando Charais	11514		1300		DATSUN 120Y	H75			170.348	9	Race - 2
49	352	PEDRO ALVES	9588	Pedro Alves	9588				CITROEN SAXO	LCC99			167.702	3	Free Practice
50	327	MANUEL FERNANDES	8524	Manuel Fernandes	8524	António Coelho	11772		FIAT PUNTO	FEUP 2			164.635	12	Free Practice
51	395	PEDRO MONTEIRO	11576	Pedro Monteiro	11576	Diogo Gonçalves	11575		FIAT PUNTO	FEUP 2			161.920	14	Free Practice
52	107	CARLOS FAVA	11205	Carlos Fava	11205				VW 1303	GR5			161.677	2	Race - 2
53	262	VELOSO AMARAL	11475	Veloso Amaral	11475		1300		CLAN CRUSADER	H71	TAÇA 1000	1º	161.677	2	Race - 1
54	381	PEDRO OLIVEIRA	8835	Pedro Oliveira	8835	Manuel Sousa	11679		FIAT PUNTO	FEUP 2			161.435	6	Free Practice
55	312	CARLOS GONÇALVES	11574	Carlos Gonçalves	11574				FIAT UNO 70 SX	LCC99			161.195	3	Free Practice
56	322	PAULO FERRAZ	11028	Paulo Ferraz	11028	Pedro Carvalho	11445		FIAT PUNTO	FEUP 2			160.954	14	Free Practice
57	232	RUI CASTRO	7015	Rui Castro	7015		1300		DATSUN 1200	GR1			158.358	2	Race - 1
58	360	RUBEN MARTINS	9170	Ruben Martins	9170	A. Filipe Pinto	9172		FIAT PUNTO	FEUP 2			158.358	4	Free Practice
59	259	PEDRO BOTELHO	8270	Pedro Botelho	8270		1300		AUSTIN MINI COOPER S	H71			149.172	2	Race - 2
60	315	MARCO GUERRA	11254	Marco Guerra	11254				PEUGEOT 306 2.0 16V	LCC99			147.139	7	Free Practice
61	211	ABEL MARQUES	11507	Abel Marques	11507	Sérgio Monteiro	11509	1300	AUTOBIANCHI A 112 ABARTH	H75	TAÇA 1000	2º	142.481	2	Race - 1

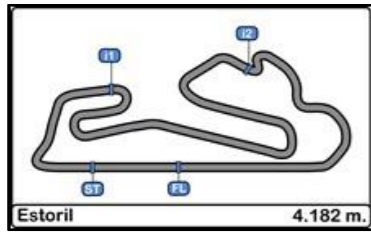


Autodromo do Estoril
CN Classics
Race - 2

LAP CHART

24/04/2016

Order	12 ^a	GAP / LT	13 ^a	GAP / LT
1 ^o	103	1'57.211	103	1'57.824
2 ^o	106	0.275 1'57.175	106	0.086 1'57.635
3 ^o	121	22.837 1'58.944	121	28.893 2'03.88
4 ^o	133	1'38.370 2'03.146	133	1'46.838 2'06.292
5 ^o	161	1'53.844 2'06.147	161	2'03.011 2'06.991
6 ^o	252	1 vta. 2'06.535		
7 ^o	132	1 vta. 2'05.485		
8 ^o	170	1 vta. 2'10.058		
9 ^o	269	1 vta. 2'10.063		
10 ^o	151	1 vta. 2'10.007		
11 ^o	111	1 vta. 2'10.595		
12 ^o	242	1 vta. 2'09.985		
13 ^o	199	1 vta. 2'15.39		
14 ^o	215	1 vta. 2'26.543		
15 ^o	130	1 vta. 2'16.061		
16 ^o				
17 ^o				
18 ^o				
19 ^o				
20 ^o				
21 ^o				
22 ^o				
23 ^o				
24 ^o				
25 ^o				
26 ^o				
27 ^o				
28 ^o				
29 ^o				
30 ^o				
31 ^o				
32 ^o				
33 ^o				



Autodromo do Estoril
CN Classics
Race - 2

WEATHER REPORT

Track Status: **DRY**

